




Dubois 33.8m High performance sloop, *Silvertip*.
Photo: Ivor Wilkins



RC15518

FEATURES

- ▶ Series 55 traveller systems are generally specified for main and mizzen sheet systems on monohulls to 36m (120 ft) or multihulls to 23m (75 ft). They are also used for self tacking jib systems on boats 23m (75 ft) and above.
- ▶ Precision machined bodies and Torlon® ball bearings ensure free running performance even under extreme loads.
- ▶ Custom solutions can be developed to suit individual requirements.
- ▶ The RC15518 mainsheet car shown distributes the load of the 2:1 mainsheet evenly across the tandem cars.

PRODUCT No.	DESCRIPTION	LENGTH		WIDTH		M.W.L.		B.L.		WEIGHT	
		mm	(in.)	mm	(in.)	kg	(lb)	kg	(lb)	g	(oz)
 Ball Bearing											
RC15518	Car, 2 x single 150mm (6") Orbit blocks™, single control sheaves	740	(29 1/8)	125	(4 15/16)	10000	(22050)	20000	(44090)	13727	(484.2)


RC15535

RC15534

M8 screw

FEATURES


- ▶ Series 55 ball bearing genoa cars are used on boats 28m (92 ft) and above. Cars run on Torlon® ball bearings, and have control sheaves for lead adjustment.
- ▶ Control sheaves are 100mm (4") diameter and suit up to 14mm (9/16") rope.
- ▶ The RC15534 genoa car pivots 45 degrees from vertical for optimum alignment with sheet load.
- ▶ Fixed stirrup cars like RC15535 ensure that sheet leads are as close to the deck as possible, and have roller ball bearing sheaves and shaped side rollers for minimum friction under high loads.
- ▶ Custom solutions can be developed to suit individual requirements.

MATERIALS

- ▶ Alloy track, car bodies and end caps.
- ▶ Torlon® ball bearings (cars).
- ▶ Torlon® rollers (sheaves).
- ▶ Carbon Black Acetal ball bearings (sheaves).
- ▶ Highly polished grade 316 stainless steel fixtures.

PRODUCT No.	DESCRIPTION	SHEAVE		LENGTH		WIDTH		M.W.L.		B.L.		WEIGHT	
		mm	(in.)	mm	(in.)	mm	(in.)	kg	(lb)	kg	(lb)	g	(oz)
Ball Bearing													
RC15534	Genoa car, single control sheave	180	(7)	480	(18 15/16)	125	(4 15/16)	9650	(21270)	19300	(42550)	10220	(360.5)
RC15535	Genoa car, fixed stirrup, single control sheave	150	(6)	500	(19 11/16)	125	(4 15/16)	8000	(17640)	16000	(35270)	12600	(444.4)



RC55541 




RC15583

FEATURES

- ▶ Series 55 sliderod outhaul cars are used on boats to 36m with conventional reefing and in-mast furling systems. They can also be used on multihulls 23m (75 ft) and above.
- ▶ Adjustable stops can be used as a backup to lock a car into position – plunger stop can be locked in the “up” position.

MATERIALS

- ▶ Alloy car bodies and end caps.
- ▶ Acetal sliderods.
- ▶ Highly polished grade 316 stainless steel fixtures.

PRODUCT No.	DESCRIPTION	LENGTH		WIDTH		M.W.L.		B.L.		WEIGHT	
		mm	(in.)	mm	(in.)	kg	(lb)	kg	(lb)	g	(oz)
 Sliderod											
RC15583	End stop, adjustable	185	(7 5/16)	125	(4 15/16)	-	-	-	-	2050	(72.3)
RC55541	Outhaul car, sliderods, 30mm (1 1/8") and 20mm (3/4") pins	420	(16 9/16)	125	(4 15/16)	8000	(17640)	16000	(35270)	10580	(373.2)


FEATURES

- ▶ Traveller control ends have high performance roller ball bearing sheaves. Custom end controls can be developed to suit individual requirements.
- ▶ Padeyes are typically used for termination of 2:1 mainsheet systems on deck near one end of the track.
- ▶ Standard low profile track has stop holes to accept cars with plunger stops.
- ▶ Light weight track has milled slots between mounting holes, achieving significant weight reduction.

▶ TRACK FASTENINGS – 12mm (1/2") countersunk fasteners at 100mm (3 15/16") centres

▶ STOP HOLES – 50mm (1 31/32") centres

PRODUCT No.	DESCRIPTION	LENGTH		WIDTH		M.W.L.		B.L.		WEIGHT	
		mm	(in.)	mm	(in.)	kg	(lb)	kg	(lb)	g	(oz)
RC1550-1.0*	Track, black	996	(39 1/4)	55	(2 3/16)	-	-	-	-	2400	(84.6)
RC1550-2.0*	Track, black	1996	(78 5/8)	55	(2 3/16)	-	-	-	-	4800	(169.3)
RC1550-3.0*	Track, black	2996	(118)	55	(2 3/16)	-	-	-	-	7200	(253.9)
RC1550-6.0*	Track, black	5996	(236 1/4)	55	(2 3/16)	-	-	-	-	14400	(507.9)
RC1551J	Track joiner	60	(2 3/8)	-	-	-	-	-	-	30	(1.1)
RC1553-1.0	Light weight track, black	996	(39 1/4)	55	(2 3/16)	-	-	-	-	2040	(72.0)
RC1553-2.0	Light weight track, black	1996	(78 5/8)	55	(2 3/16)	-	-	-	-	4040	(142.5)
RC1553-3.0	Light weight track, black	2996	(118)	55	(2 3/16)	-	-	-	-	6040	(213.0)
RC15580	End cap, plastic	85	(3 3/8)	75	(2 15/16)	-	-	-	-	155	(5.5)
RC15581	End stop, aluminium	135	(5 5/16)	125	(4 15/16)	-	-	-	-	1277	(45.0)
RC15584	Control end, single sheave	160	(6 5/16)	125	(4 15/16)	3850	(8490)	7890	(17390)	2140	(75.5)
RF2429	Padeye	-	-	71	(2 13/16)	-	-	9000	(19840)	220	(7.8)

* Silver track available - Order as RCxxxxxS